

THE LOGIC OF HOME AUTOMATION

Bring out the best in your home



 **DOBISS**

CATALOGUE

GET A SINGLE, AFFORDABLE SYSTEM THAT CONNECTS EVERYTHING



TABLE OF CONTENTS

What can you do with DOBISS	4
Save energy effortlessly	10
What home automation solutions does DOBISS offer?	12
Live independently at home for longer	15
Create your smart home in 4 steps	16
The DOBISS range/catalogue	18

Home automation belongs in every modern home or apartment. What was once a luxury is now commonplace. Home automation saves you time and energy while offering extra peace and comfort. And because no one can do without home automation any more, we make it **simple and affordable** every day.

Belgian pioneer in home automation

DOBISS has been pioneering Belgian home automation since 1995. Comfort, convenience, and technology are in our DNA thanks to Fermax, the international group that develops intercom systems.

With DOBISS, we closely follow the evolutions in home automation and mainly focus on ecology and safety. Plus, we also guarantee sustainable quality, simple installation, configuration and operation, and a personal service for installers.

Standard 5-year warranty

Why would you believe in our products if we don't? That's why we offer a 5-year warranty on your home automation system as standard. All you have to do is register your system within six months of installation. And the good thing is, you don't pay anything for that extra warranty.

+800

installers in Belgium

+11,500

connected installations
in the last 5 years

+30

years of Belgian
expertise

5

Year warranty



HOW DOES DOBISS MAKE LIFE AT HOME EASIER?



MORE COMFORT

Let your home work for you

Everyone faces the same issue: how do you make more time for the best things in life? DOBISS home automation lets you remove 101 daily actions from your to-do list.

At the push of a button

Are you stepping into the hallway? The light will turn on automatically. Is it getting dark outside? Your window screens will lower automatically. Has it started to rain? Then your awnings will close. Going away for the weekend? One push of a button will allow you to switch off all the lights and lower the heating by a few degrees.

“Avoid running back and forth between your switches, and spend more time in good company”

MORE FUTURE-PROOF

Your home is always a step ahead

Technology is evolving rapidly. Will your smart home still be smart enough tomorrow? Of course. Our home automation has a modular structure, which means you can easily add or remove new modules as you like. Moreover, our engineers continue to develop our home automation, so your system is always up to date with the latest evolutions.

Change your mind

Just because you've opted for a certain configuration now

doesn't mean you're stuck with it for eternity. Do you want more automation, more scenarios, more audio zones, or more temperature zones? You can do practically anything with DOBISS.

Compatible without any drilling or channelling work

Suppose you've built up a control system for your lighting already, and now, you want to add an audio system. It's definitely doable. Our home automation system ensures that new components communicate flawlessly with existing components. Even the

most recent brands are compatible, regardless of whether wiring is provided or not.

This means there's no need for drilling or channelling work. We make use of open standards such as Wi-Fi, ZigBee, and IFTTT for wireless connections.





MORE THAN JUST A SINGLE SYSTEM

Make sure everything in your home works perfectly together

Nowadays, many manufacturers already offer smart control of their devices, but that's not really home automation. With DOBISS, all the separate smart features work together – from lighting and air conditioning to audio, alarms, and so much more. And the good thing is: you don't have to do anything yourself.

Let your home talk with smart devices

Blinds from brand A, air conditioning from brand B, and a floor lamp from brand C ... And we still ensure all the brands and devices can talk to each other through your home automation system. That's how your blinds close automatically if it gets too hot in the house, we switch off your air conditioning if you choose the scenario "Leaving the house" and we make your floor lamp smart by integrating a Zigbee socket.

Which devices can you connect?

- Sun protection from Renson, Somfy, etc.
- Air conditioners from Daikin, Mitsubishi, etc.
- Smart ZigBee lamps from Philips Hue, etc.
- Smart ZigBee sockets from Niko, D-link, TP-link, etc.
- Smart sockets from INNR
- Wireless sensors from Aqara
- Inverters from Huawei, SMA, SolarEdge, Sungrow, etc.
- Ventilation systems from Comair, Ducu, Zehnder, Renson, etc.
- Heating boilers from Vaillant, Viessman, etc.
- SG Ready heat pumps from Daikin, Mitsubishi, Vaillant, Viessman, etc.
- Audio systems from Artsound, Bose, Denon, Marantz, Sonos, Yamaha, etc.
- Charging stations from Alfen, Blitzpower, etc.
- ... and quite a few others.

BLITZ



ALFEN

PHILIPS
hue personal wireless lighting

mi xiaomi



Home Connect

EVEN SIMPLER

Choose smart, but simple home automation

Each DOBISS module works separately, but can also be paired perfectly. As a result you can start small – with one module – and expand later. Even older systems can be easily upgraded because we make sure new modules are compatible with existing ones. And if one module fails, you can easily replace it, while the rest keep working as usual.

Configure everything yourself

The best proof that our home automation is smart and simple is the fact that you can set everything up yourself. You don't even have to install any software. Everything runs via the DOBISS web platform. This also means that the configuration is the same on your smartphone, tablet, PC, or videophone MEET IP by Fermax.

Control your home the way you want

An easy home automation system provides you with options. So you can choose how you operate your smart home.

- **With physical buttons**

Possible with practically every brand and in any design. You can also set and change the function of every button – i.e. how long you press it for which command.

- **With your tablet or smartphone**

What the remote control is for your TV, your tablet or smartphone is for your home. Operate everything via Wi-Fi from anywhere in your home. And thanks to free cloud access, you can control your home even when you're not there. This is convenient if you can't remember whether you turned off the lights or not.

- **Voice control with Google Assistant**

"Hey Google, turn on the kitchen light." Thanks to DOBISS, you can also operate your smart home using voice commands. Smart living is simple living.

- **Via your videophone monitor**

Do you have the MEET IP by Fermax videophone system at home? Then you can operate your entire home automation system using its large touchscreen.

- **With the NanoTouch screen**

Would you rather have one central wall display in your home or office? Then choose our NanoTouch. Sleek and super convenient for everyone.





MORE SECURE

Keep intruders out

If you hear a suspicious noise at night, just press the emergency button on your bedside table. This will cause all the interior and external lighting to start flashing. This will deter intruders because they don't want all that attention.

Act as if you're home, even when you're on holiday

When you leave for your holiday, you want to lock your house securely. But shutters that are down all day give away the fact that you're not home. Your DOBISS home automation system will activate a so-called presence simulation. Your roller shutters will then automatically go up in the morning and back down in the evening. You can even turn on some lights or play some music. This makes it seem as if your house is occupied, and that will deter potential burglars. What if you leave a door open? You'll receive a notification on your smartphone.

Always the safest connection

The DOBISS home automation system is a wired system, which is certainly safer than a wireless variant. But we also ensure you can operate your system remotely via a secure connection. The connection to our Belgian cloud servers is fully encrypted at all times.

Personal login for each family member

Do you want to prohibit your children's access to your home automation system? Or do you want to give your babysitter or cleaning assistant limited access? That's perfectly doable. This ensures no one can make unintentional changes to your programming.

Add a little extra safety

Water leak detector in the laundry room? Automatically switch on the lights if the smoke detector goes off? Sensors that tell you if a window is still open? You can expand your basic system whenever and however you want.

A detection system is fully integrated within the current capabilities of the NXT Server

Make sure Dobiss sends you a notification or WhatsApp message whenever something undesirable happens. Naturally, you can also immediately activate the alarm scenario.





SAVE ENERGY EFFORTLESSLY

Our 5 secrets for smart energy management

Do you know what the great thing about DOBISS home automation is? It regulates your energy consumption without it costing you extra effort. One push of a button will switch off all the lights, switch off the heating, or stop standby consumption via your sockets. So, just how easy do you want to make your home?

Start

Connect your DOBISS energy meter to your digital meter, and DOBISS does the rest.

Thanks to the integration of Home Connect, you can intelligently control various devices (dishwasher, washing machine ...) to make even better and more efficient use of your solar energy.



1. Use more of your own energy

Thanks to your P1 port and inverter, DOBISS gains access to your consumption and yield. Our home automation system not only puts that data into a clear overview, but also helps you use as much of your own generated energy as possible.

We currently support the SMA, Solaredge, Huawei, and Sungrow brands. You can add a maximum of three inverters to your installation. DOBISS takes a reading from these inverters every minute and adds up the values to calculate your overall energy production.

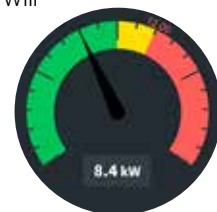
2. Prioritise your smart consumers

Do you have excess energy on a sunny day? Don't just send it to the grid; give it to your smart consumers. This is a list of devices you identify in your home automation system. As soon as you have energy to spare, the energy automatically goes to the first in the list.

For example, to your air conditioner to cool your room in advance. Or the heat pump for your swimming pool to heat the water. And the good thing is that you don't even have to be home. DOBISS automates everything.

3. Keep your capacity rate as low as possible

If you're close to exceeding your monthly peak, DOBISS will automatically send you a notification. You can then switch off various consumers yourself or you can have DOBISS do this for you.





4. Turn your heat pump into a smart consumer

Does your heat pump carry the SG Ready label? Great; you can now connect your DOBISS installation to your heat pump, so you can control it optimally and smartly. Are you generating excess energy during the day? Then DOBISS will send any surplus to your heat pump as a priority. For example, to heat your sanitary water a little bit more, or to cool your house down or warm it up an extra degree.

In addition, DOBISS can temporarily reduce your heat pump consumption to keep your capacity rate under control.

5. Turn your charging station into a smart consumer

Smart charging means you charge according to the available energy in your home. Do you have a smart charging station? The rest will take care of itself in that case. Your car will only charge when you have energy surpluses.

The charging speed will also adapt: slow with little surplus, fast with a lot of surplus. Although you shouldn't lose too much sleep over it. DOBISS arranges everything automatically for you.

Tip

Pay attention to the small things Standby consumption or that light somebody forgot to turn off? Before you know it, you could end up wasting hundreds of pounds a year. So opt for DOBISS timers and let our home automation automatically turn off your lights. This is especially useful in places where you don't stay for long, such as your garage or storage room, and where you sometimes forget to turn off the light. Our home automation system lets you choose how long the light should stay on. That's smart energy management.



WHAT HOME AUTOMATION SOLUTIONS DOES DOBISS OFFER?

INCREASED HOME AUTOMATION FOR EVERY BUDGET

Go from basic features to fully automatic

Since we started in 1995, our philosophy has remained the same: home automation is for everyone, so we have to keep it affordable. At the same time, we know all too well that you only install a wired home automation system once. Affordable does not mean limited in possibilities,

which is why the DOBISS home automation system can be expanded indefinitely. So feel free to choose a standard wired system that you can expand year after year to meet the needs of your home. The extensions can be wireless, which means there's no need for drilling or channelling work.

And, of course, we ensure everything works together seamlessly in one smart home.



SMARTER LIGHTING

Choose lighting that adapts to any scenario

Forget on and off buttons; make your lighting smart. Have the light turn on automatically when you enter a room, or make sure your garden lights up automatically when night falls. What's more: DOBISS home automation lets you set up different scenarios for mood lighting during a movie night or dinner with friends.

Good to know: you can also switch off all the lights at the touch of a button. That's convenient for when you leave the house. If you hear a suspicious noise at night, just press the emergency button to make all the interior and external lighting start flashing.

INCREASED CLIMATE CONTROL

Always the perfect indoor climate

Coming home to a warm, cosy living room. Going to sleep in a nice, fresh bedroom. Heating that cuts off when you're gone for a few days.

The DOBISS home automation system lets you set up to sixty rooms separately. You can ensure the heating, air conditioning, screens, and ventilation work together in the background. Your screens and curtains naturally also determine the level of heat in your home. This is why you can also programme them into the air conditioning system of your home: when the winter sun shines, the screens and curtains open up. And when the sun starts causing the house to overheat, your system will keep everything closed up.

What about the ventilation? You can optimise this with your home automation system as well. Ventilation types C and D are perfectly compatible. You can even automatically send an extra boost of fresh air through your home.



BETTER HOME AUTOMATION & VIDEOPHONE IN ONE

Find out who's at the door without opening it

If you already have the MEET IP by Fermax videophone system installed, then you can operate your home automation system using the same touchscreen. The videophone not only lets you open the front door at the touch of a button, it provides a video of whom is ringing the doorbell on your smartphone if you want.

If you live in an apartment, you can also opt for the DUOX Plus video monitor. By integrating it with DOBISS, you can activate additional features, such as having the lights flash when there is an incoming call or having the lighting come on when the door is opened.



MEET IP external entry panel



BETTER AUDIO

Your favourite music everywhere in the house

Want to wake up to classical music, shower to a heavy metal soundtrack, or listen to the latest pop songs at breakfast?

Connect your home automation to your Sonos, Yamaha, ArtSound, or other audio system and play your favourite music in any room you want. You don't even need a separate app anymore. Everything runs through DOBISS. You can operate it as you operate everything else: with your voice, smartphone, touchscreen, or a button.

LIVE AT HOME LONGER

Everyone wants to live in their home for longer, but homes are often not equipped for old age. A home automation system means you can live comfortably at home for a long time to come. Home automation is useful even if you need home care. For example, you can open the front door from your chair. And forget about drilling or channelling work: choose a basic wired system and expand it further with wireless Zigbee modules.



**Request
a price quote
at no obligation**



Ensure greater safety

- Have a notification sent to family members if your system does not detect any movement in the home after a certain amount of time or after an extended period of time.
- Have the lights flash, make a sound, or play music through the speakers if there's an alarm and send a notification to your healthcare contacts.
- Automatically turn off electrical appliances, such as the hob or the iron, if you forget to do this yourself.
- Use wireless and modular buttons. You can use the button for the most important functions in the house – opening and closing shutters or turning off all the lights. Those living alone can even use it as an emergency button.

Ensure greater living comfort

- Save money with smart energy management. Check out our site for more info.
- Automatically turn on the light when it gets dark.
- Use one button to turn off all your lights and appliances.
- Control your air conditioning or heating remotely.
- Close the curtains, shutters, and screens at a pre-programmed time or at the touch of a button.

**MAKE SURE
YOU'RE ABLE
TO LIVE AT HOME
INDEPENDENTLY
FOR A LONGER
TIME**

CREATE YOUR SMART HOME IN 4 STEPS

1

Count your outputs

On/Off

Non-dimmable lighting, sockets, ventilation, etc.
Roller shutters, screens, curtains, etc. always need two outputs (1 up and 1 down).

For heating, you need two extra shared (SG Ready) sockets for controlling the heat pump.

Dimmable

The light points that must be dimmable can be controlled in three ways:

- 230 V dimmable (D05450)
- with a 0-10 V control (D05470)
- via DALI (D05460)

It is important that you decide this in advance, as it will determine which module(s) you need.

2

Choose your IP interface

Do you want simple control?

Then an IP interface* is unnecessary and your DOBISS installation will work independently with buttons and motion detectors.

Do you want to be able to create programmes based on the astronomical clock via local smartphone control?

Our CAN programmer PLUS gives you smartphone control, but there are also 40 automated actions based on a specific time, the sunrise, or the sunset.

Do you want to take control from anywhere, manage your energy smartly, control your heating, integrate your music system, create logic conditions, operate via voice, etc.?

Choosing the NXT Server means the possibilities are almost unlimited: temperature control, multi-room audio, logic conditions, inputs, voice control, energy-efficient, and all accessible from anywhere via the free mydobiss.com cloud.

* The IP interface is always required to configure the installation via the Windows software – the installation can continue to function independently afterwards.

3

Count your outputs and select your kit

Enjoy affordable prices and choose one of our carefully compiled kits.

- Kits without an IP interface
- Kits with CAN programmer PLUS
- Kits with an NXT Server

The DOBISS kits can be combined and expanded with each other.

Of course, you need to provide a maximum of 1 IP interface per installation.

See page 18 for more details about the kits.

4

Choose your IP interface and add extras

Output modules: Do you need more outputs than included in the kit? You can always add relay or dimmer modules.

ID buttons: IDs are included in every kit, but they can also be ordered separately (sets of 1, 2, 4, or 6).

Motion detectors: The mini motion detector can be incorporated very subtly and can be recessed into ceilings.

NanoTouch and touchscreens: Do you need multiple controls in one place? The NanoTouch offers you all the functionality you need while only taking up the space of a button. A full 7" or 10" touchscreen allows you to monitor and operate your entire installation.

Videophone: The FERMAX videophone is fully integrated with DOBISS: one screen for two applications!

Input module: Link your alarm contacts, window and door contacts, external motion detectors, or 0-10 V sensors with the universal input module.

Temperature sensors: Control your heating in individual zones using an NXT Server.

PI port interface for linking to your digital meter for smart energy management.

Zigbee gateway for all your extensions.

	Without an IP interface	CAN programmer PLUS	NXT Server
Lighting/electrical power sockets	✓	✓	✓
Screens/Shutters/Curtains/Blinds	✓	✓	✓
Ventilation	✓	✓	✓
Two functions per button	✓	✓	✓
Timers and scenarios	✓	✓	✓
Control via the NanoTouch		✓	✓
Control via the MEET videophone		✓	✓
Control via a smartphone or tablet on local Wi-Fi		✓	✓
Programming (astronomical clock)		✓	✓
Control and configuration from anywhere via the cloud			✓
Voice control via Google Assistant			✓
Notifications via smartphone (push), email, or WhatsApp			✓
Logic functions			✓
Heating/cooling			✓
Multi-room audio			✓
Universal input module and light cell			✓
Intelligent energy management			✓
ZIGBEE & IFTTT wireless control			✓






PRODUCT CATALOGUE







• Kits without an IP interface

 <p>RELAY KIT D05055</p>	 <p>DIMMER KIT D05065</p>
<p>The basic home automation solution.</p>	<p>If you want some variation in your lighting, choose the DIMMER kit!</p>
<p>Included in the kit:</p> <p>24 ON/OFF outputs</p> <ul style="list-style-type: none"> • 2 relay modules (D05411) • 2 single-pole expansion modules (D05014) • 1 power supply 15 V DC/2A (D04016/2) <p>34 button inputs</p> <ul style="list-style-type: none"> • 6 digital input contacts 1NO (D00501) • 8 digital input contacts 2NO (D00502) • 3 digital input contacts 4NO (D00504) <p>Linkout can-patch cables</p>	<p>Included in the kit:</p> <p>12 ON/OFF outputs</p> <ul style="list-style-type: none"> • 1 relay module (D05411) • 1 single-pole expansion module (D05014) • 1 power supply 15 V DC/2A (D04016/2) <p>4 dimmable outputs</p> <ul style="list-style-type: none"> • 1 universal dimming module (D05450) <p>25 button inputs</p> <ul style="list-style-type: none"> • 5 digital input contacts 1NO (D00501) • 6 digital input contacts 2NO (D00502) • 2 digital input contacts 4NO (D00504) <p>Linkout can-patch cables</p>












• Kits with an IP interface

 <p>CONNECT KIT D05070</p>	 <p>NXT RELAY KIT D05075</p>	 <p>NXT DIM KIT D05076</p>
<p>A comprehensive kit for the most comfortable solution! Control via smartphone & tablet (using local Wi-Fi) and astronomical clock.</p>	<p>The advanced kit for your smart home, including free cloud access for control and configuration from anywhere.</p>	<p>The most comprehensive kit for your smart home, including universal 230 V dimmer and free cloud access for control and configuration from anywhere.</p>
<p>Included in the kit:</p> <p>24 ON/OFF outputs</p> <ul style="list-style-type: none"> • 2 relay modules (D05411) • 2 single-pole expansion modules (D05014) • 1 power supply 15 V DC/2A (D04016/2) <p>4 dimmable outputs</p> <ul style="list-style-type: none"> • 1 universal dimming module (D05450) <p>40 button inputs</p> <ul style="list-style-type: none"> • 8 digital input contacts 1NO (D00501) • 10 digital input contacts 2NO (D00502) • 3 digital input contacts 4NO (D00504) <p>IP interface with astronomical clock</p> <ul style="list-style-type: none"> • 1 CAN programmer PLUS (D05437) <p>Linkout can-patch cables</p>	<p>Included in the kit:</p> <p>20 ON/OFF outputs</p> <ul style="list-style-type: none"> • 1 relay module (D05411) • 3 single-pole extension modules (D05014) • 1 power supply 15 V DC/2A (D04016/2) <p>2 dimmable outputs</p> <ul style="list-style-type: none"> • 2 0-10 V output (via NXT Server) <p>30 button inputs</p> <ul style="list-style-type: none"> • 6 digital input contacts 1NO (D00501) • 8 digital input contacts 2NO (D00502) • 2 digital input contacts 4NO (D00504) <p>IP interface with free cloud access</p> <ul style="list-style-type: none"> • 1 web-based NXT Server (D05520) <p>Linkout can-patch cables</p>	<p>Included in the kit:</p> <p>20 ON/OFF outputs</p> <ul style="list-style-type: none"> • 1 relay module (D05411) • 3 single-pole extension modules (D05014) • 1 power supply 15 V DC/2A (D04016/2) <p>6 dimmable outputs</p> <ul style="list-style-type: none"> • 1 universal dimming module (D05450) • 2 0-10 V output (via NXT Server) <p>34 button inputs</p> <ul style="list-style-type: none"> • 6 digital input contacts 1NO (D00501) • 8 digital input contacts 2NO (D00502) • 3 digital input contacts 4NO (D00504) <p>IP interface with free cloud access</p> <ul style="list-style-type: none"> • 1 web-based NXT Server (D05520) <p>Linkout can-patch cables</p>



• OUTPUT modules

	D05411 RELAY MODULE	<ul style="list-style-type: none"> • 8 single-pole outputs 230 V/16A for lights, sockets, shutters, screens, ventilation, etc. • 4 12 V DC outputs for controlling 1 extension module • 15 V DC connection • Max. 450 mA – 9 DIN
	D05475 UNIVERSAL STEERING MODULE	<ul style="list-style-type: none"> • 8 12 V DC outputs for controlling 2 extension modules • 15 V DC connection • Max. 600 mA – 5 DIN
	D05014 SINGLE-POLE EXTENSION MODULE D05012 DOUBLE-POLE EXTENSION MODULE D05013 POTENTIAL-FREE EXTENSION MODULE	<ul style="list-style-type: none"> • 4 single-pole outputs 230 V/16A for lights, sockets, shutters, screens, ventilation, etc. • 4 double-pole outputs 230 V/10A for lights, sockets, etc. • 4 potential-free outputs 230 V/10A ideal for transmitting a dry changeover contact • can be controlled via relay module, control module, 0-10 V module, or NXT Server • Max. 160 mA – 4 DIN
	D05450 UNIVERSAL 230 V AC DIMMER	<ul style="list-style-type: none"> • 4 400 W resistive outputs for dimming halogen, LEDs, incandescent bulbs • short-circuit protection • 230 V connection • 9 DIN
	D05470 0-10 V/1-10 V CONTROL MODULE	<ul style="list-style-type: none"> • 8 0-10 V outputs for controlling 0/1-10 V dimmers, LED drivers, RGB drivers, dimmable fluorescent bulbs, speed of centralised ventilation, etc. • 8 12 V DC following outputs for controlling 2 extension modules • 15 V DC connection • Max. 600 mA – 5 DIN
	D05460 DALI MODULE	<ul style="list-style-type: none"> • For controlling DALI lighting • Max. 12 addresses/groups • 15 V DC connection • Max. 150 mA – 3 DIN
	D04016/2 POWER SUPPLY	<ul style="list-style-type: none"> • Maximum power/current draw: 30 V AC/2A • Stabilised low voltage: 15 V DC • Short-circuit proof and thermally protected • Suitable for supplying, e.g. 4 relay modules • 4 DIN
	LINKOUT15 (-ZW)30 (-ZW)45 (-ZW) LINKOUT CABLES RJ12	<ul style="list-style-type: none"> • Set of 10 RJ12 cables for connecting the CAN bus or the expansion modules • Available in 15/30/45 cm, in grey and black

• INPUT modules

	D00501	ONE-WAY DIGITAL INPUT CONTACT	<ul style="list-style-type: none"> To be placed behind all NO buttons all makes/all models Single ID for connecting one button to the UTP/FTP bus
	D00502	TWO-WAY DIGITAL INPUT CONTACT	<ul style="list-style-type: none"> Dual ID for connecting two buttons to the UTP/FTP bus
	D00504	FOUR-WAY DIGITAL INPUT CONTACT	<ul style="list-style-type: none"> Quadruple ID for connecting four buttons to the UTP/FTP bus
	D00506	SIX-WAY DIGITAL INPUT CONTACT	<ul style="list-style-type: none"> Sextuple ID for connecting six buttons to the UTP/FTP bus
	D00520	DIGITAL INPUT MODULE FOR 20-BUTTON RELAY	<ul style="list-style-type: none"> Input module for connecting up to 20 different NO buttons (telerruptor cabling) Max. 20 mA – 4 DIN
	D05365	MOTION DETECTOR WHITE	<ul style="list-style-type: none"> Mini motion detector Can be built into a blind plate of your choice Ø16 mm (drill hole: Ø14 mm)
	D05366	MOTION DETECTOR BLACK	<ul style="list-style-type: none"> Mini motion detector Can be built into a blind plate of your choice Ø16 mm (drill hole: Ø14 mm)
	D05365	MOTION DETECTOR WHITE FOR MOUNTING IN CEILING	<ul style="list-style-type: none"> Mini motion detector with white rosette for mounting in CEILING or for hollow wall/ceiling Ø50 mm (drill hole: Ø30-45 mm)
	D05366	MOTION DETECTOR BLACK FOR MOUNTING IN CEILING	
	D05367	SWITCH CONTACT INVERTER	<ul style="list-style-type: none"> Switches a potential-free contact to two IDs To be connected to the digital button line Can be used for switches, window/door contacts, external detectors, etc.
	D0-1553D01555	IBUTTON READING HEAD SURFACE-MOUNTED IBUTTON KEY	<ul style="list-style-type: none"> iButton reader for integration with your DOBISS system Can be configured to open a door or gate, or to create a mood

• IP interfaces




	D05437	CAN PROGRAMMER PLUS	<ul style="list-style-type: none"> For configuration via PC Control via smartphone and/or tablet via Wi-Fi With built-in ASTRONOMICAL CLOCK for max. 40 actions based on the clock or sunrise/sunset Max. 40 mA – 2 DIN
	D05520	NXT WEB-BASED MASTER MODULE	<ul style="list-style-type: none"> 100% web-based interface via cloud account for local and remote management, configuration, and operation Temperature management (heating and cooling), astronomical clock, automations depending on time and/or light, atmospheres, conditional conditions, etc. Audio integration of integration with Google assistant, intelligent power management, ZIGBEE & IFTTT wireless control 3 40UT/12 V DC for DOBISS extension module and 2 0-10 V output (external dimmers) 3 Input contact (2 0-10 V or NO/NG+ 1 NO/NG) Standby 70 mA – max. 1A (with extension + status LED) 9 DIN

• NTX accessories






	D05465	ZIGBEE GATEWAY	<ul style="list-style-type: none"> • Linked to the NXT Server via the network (LAN) • To wirelessly add lamps, sockets, sensors, buttons, etc. to a DOBISS – installation via the Zigbee protocol • List of compatible and tested Zigbee devices available on our website
	D00050	ENERGY INTERFACE	<ul style="list-style-type: none"> • Linked to the NXT Server via the network (LAN) • To be connected to the P1 port of the smart meter • Draw and injection can be consulted, and smart controls can be configured in the “energy manager”
	D05480	UNIVERSAL INPUT MODULE	<ul style="list-style-type: none"> • 8 measurements of 0-10 V analogue voltage or detection of NO/NC contacts • 4 detections of NO/NC contacts or pulse frequency • Max. 50 mA – 5 DIN
	D05481	WIND METER	<ul style="list-style-type: none"> • Wind speed sensor with pulse frequency to be connected to the universal input module ref. D05480
	D00048	LIGHT CELL ON 0-10 V	<ul style="list-style-type: none"> • Light-dependent resistor that converts to 0-10 V output • Connects to the 0-10 V inputs of the NXT Server (D05520) or the universal input module (D05480)
	D00540	TEMPERATURE SENSOR IN HOUSING	<ul style="list-style-type: none"> • Measures the temperature to within 0.1°C • With housing and can be built into a blind plate of your choice • Includes two connectors for status LEDs or 12 V output • Ø14 mm (drill hole: 12 mm)
	D00540-ZH	TEMPERATURE SENSOR WITHOUT HOUSING	<ul style="list-style-type: none"> • Temperature sensor accurate to within 0.1°C including control for two status LEDs • Small sensor chip is not in a sleeve and can be installed/hidden as desired
	D00540-OUTDOOR	TEMPERATURE SENSOR OUTDOOR	<ul style="list-style-type: none"> • Measures the temperature to within 0.1°C • Print to be mounted indoors, with 100 cm cable to sensor (IP67) • Includes two connectors for status LEDs or 12 V output • Ø6 mm
	D00545	CONTROL WITH STATUS LED	<ul style="list-style-type: none"> • Control for two statuses including one red status LED (D00546) (also available in green and blue)
	D00548	CONTROL WITH STATUS OUTPUT	<ul style="list-style-type: none"> • Control for two statuses including 12 V output on two wires (D00547) • Can be combined with a button with built-in status LED
	D00546	STATUS LED	<ul style="list-style-type: none"> • Red status LED (also available in green and blue) • Can be combined with D00540, D00545, or D00548
	D00547	STATUS OUTPUT	<ul style="list-style-type: none"> • 12 V output on two wires • Can be combined with D00540, D00545, or D00548

Touchscreens and videophone

• NanoTouch Touchscreens

	D05025/ POE	NANOTOUCH PRO 4" WITH STATUS DISPLAY	<ul style="list-style-type: none"> • 4" high-capacity touchscreen with pre-installed PRO application • Communication with CAN programmer PLUS via network (LAN) • All outputs in groups and scenarios are automatically displayed
	D05525/ POE	NANOTOUCH NXT 4" WITH STATUS DISPLAY	<ul style="list-style-type: none"> • 4" capacitive touchscreen with pre-installed NXT application • Communication with NXT Server via network (LAN) • Freely configurable via the web-based software from the NXT Server
	D05526	RECESSED BOX FOR NANOTOUCH 4"	<ul style="list-style-type: none"> • Recessed NanoTouch box for installation in the wall • Dimensions (in mm): 83 x 83 x 48 • To be ordered separately with the NanoTouch (including matching frame and screws)

• FERMAX MEET IP technology

	14721 14723	MEET WHITE MONITOR 7" WHITE MEET WHITE MONITOR 7" BLACK	<ul style="list-style-type: none"> • Hands-free monitor with 7" screen • Touchscreen for home automation control • Call forwarding to smartphone • View from IP cameras (RTSP protocol) • Wall plate necessary (95411)
	14731 14733	MEET WHITE MONITOR 10" WHITE MEET WHITE MONITOR 10" BLACK	<ul style="list-style-type: none"> • Hands-free monitor with 10" screen • Touchscreen for home automation control • Call forwarding to smartphone • View from IP cameras (RTSP protocol) • Wall plate necessary (95411)
	9533	MEET MILO 1DR CALL STATION	<ul style="list-style-type: none"> • 1DR call station • 12 V DC power supply (4813 or CV1002/1) • Recessed (9543) or surface-mounted box (9518) required
	953303	MEET MILO 1DR CALL STATION BLACK	<ul style="list-style-type: none"> • 1DR call station black • 12 V DC power supply (4813 or CV1002/1) • Recessed (9543) or surface-mounted box (9518/BLACK) required
	9534	MEET MILO 1DR CALL STATION WITH BADGE READER	<ul style="list-style-type: none"> • 1DR call station with MIFARE badge reader • 12 V DC power supply (4813 or CV1002/1) • Recessed (9543) or surface-mounted box (9518) required

- Contact us for all versions of compatible call stations (multiple buttons/scroll screen for apartment projects, access control integration, customised panel with RAL colour of your choice, etc.)
- If a videophone installation is not desired, our monitors can also work autonomously without a call station.

Notes on MEET cabling

- Monitor cabling: UTP/FTP with RJ45 plugs to router/switch (PoE power supply)
- Two extra wires between the monitor and the button in case of a doorbell
- Call station cabling: UTP/FTP with RJ45 plugs to router/switch + two wires to box (12 V DC power supply) 12 V DC
- A suitable power supply and two extra wires are required if the door lock deviates from the standard 12 V DC max. 250 mA



DOBISS



Nieuwstraat 10 – 1570 Galmaarden • +32 (0)54 31 82 80 • info@dobiss.com
www.dobiss.com

DOBISS is a brand of

FERMAX